



California Child Safety Indicators Dashboard

Child Population

8,852,264

Allegations

433,571

(49.0 per 1,000)

Investigations

290,166

(32.8 per 1,000)

Substantiations

47,845

(5.4 per 1,000)

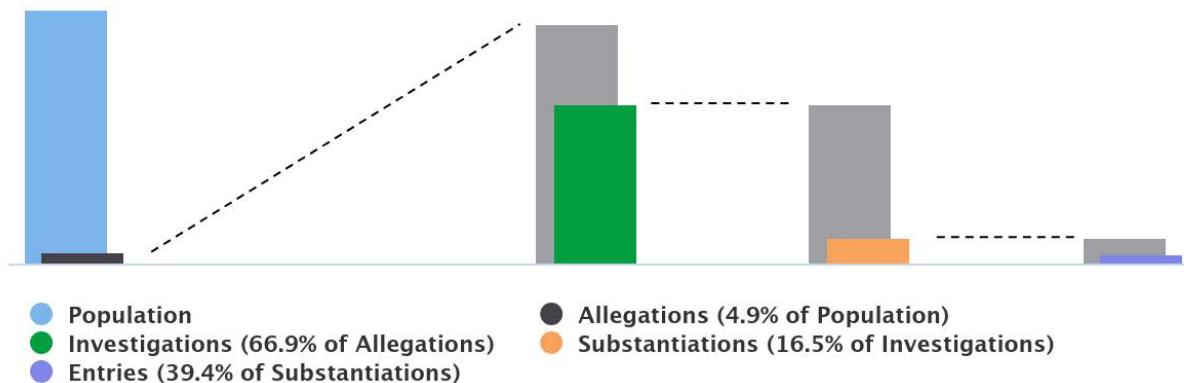
Entries

18,865

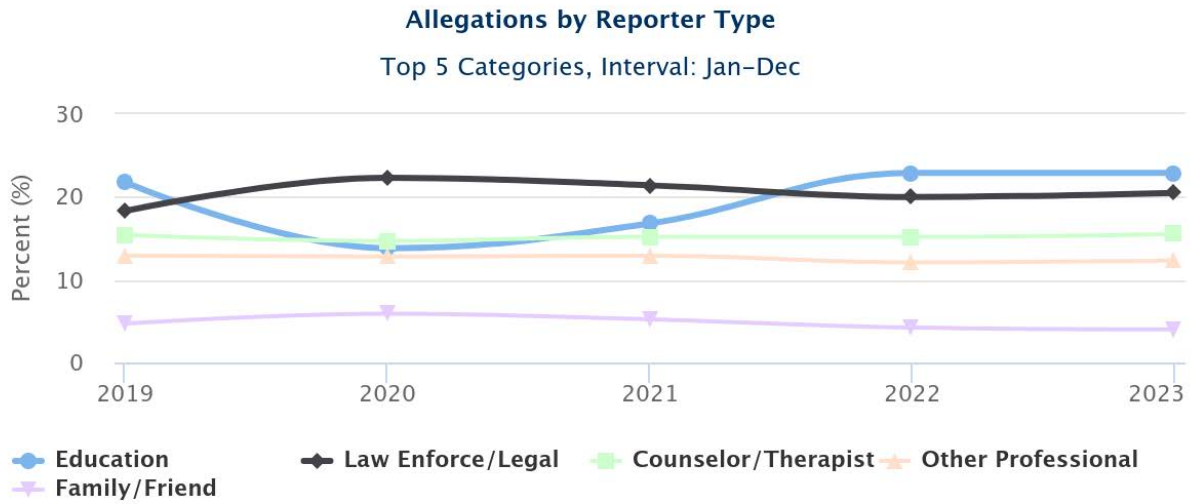
(2.1 per 1,000)

Safety Decisions

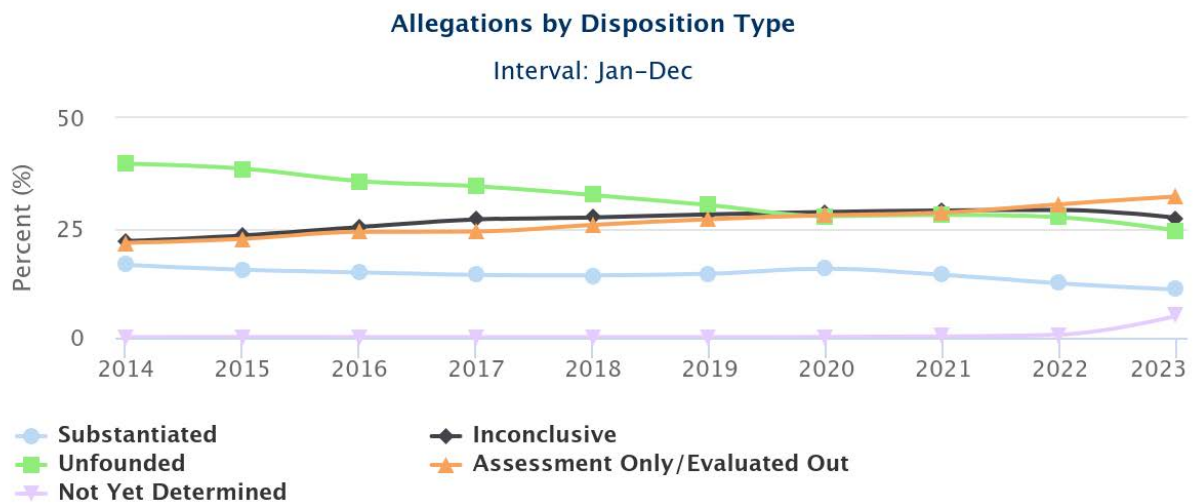
Jan-Dec 2023



The data in this chart are from the same calendar year and provide an overview of the relative frequency of child-welfare safety decisions. Children are counted once at each level of involvement (unduplicated counts). This is not a cohort analysis. A child counted at one level of child-welfare involvement (e.g., Entries) is not necessarily counted at the preceding level (e.g., Substantiations). A child's entry to foster care in early 2023-counted in Jan-Dec 2023 Entries-- might be based on a 2022 substantiation, not included in Jan-Dec 2023 Substantiations.



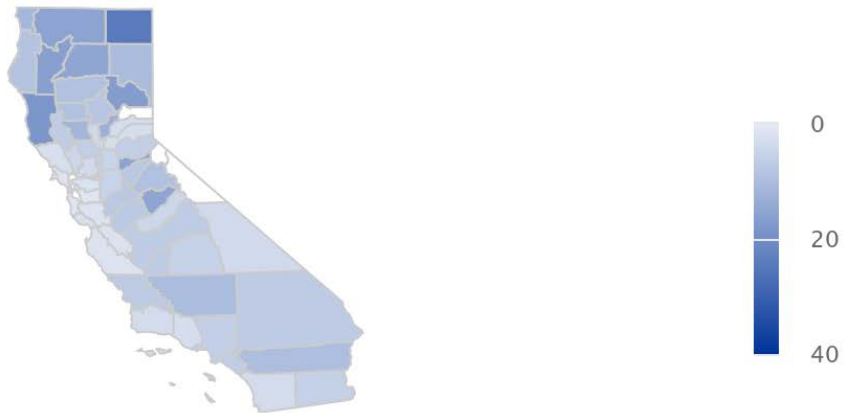
Changes in Education and Legal/Law Enforcement are highlighted. Public health restrictions associated with COVID-19 began approximately March 2020.



Steady, long-term trends are highlighted:
decrease in the proportion of the disposition type **Unfounded**;
increases in the disposition types **Inconclusive** and **Assessment Only/Evaluated Out**.

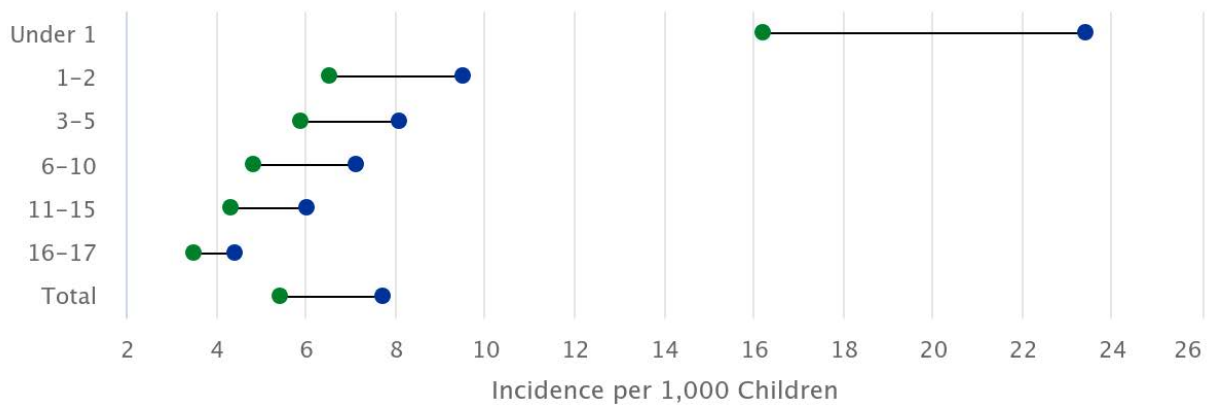
Child Maltreatment Substantiations

Incidence per 1,000 Children, Jan-Dec 2023



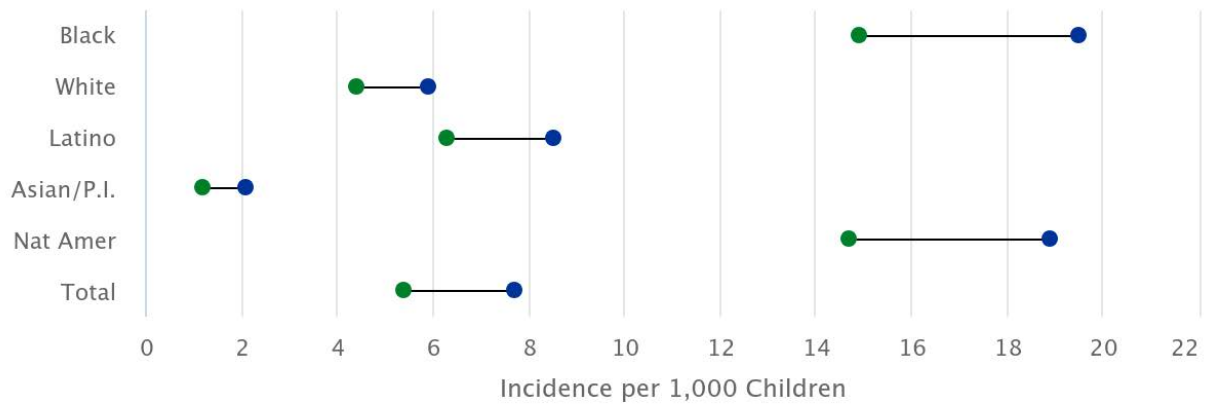
Child Maltreatment Substantiations by Age

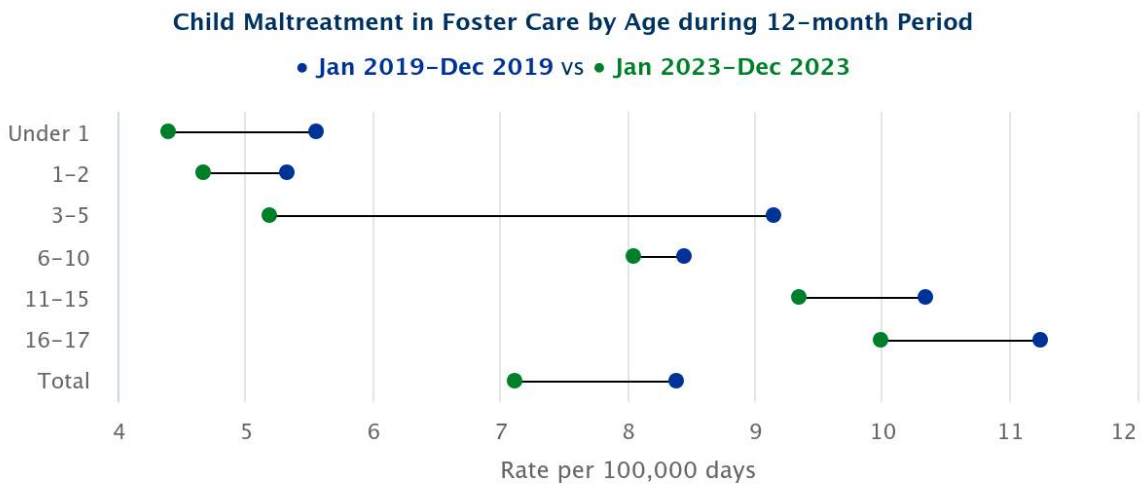
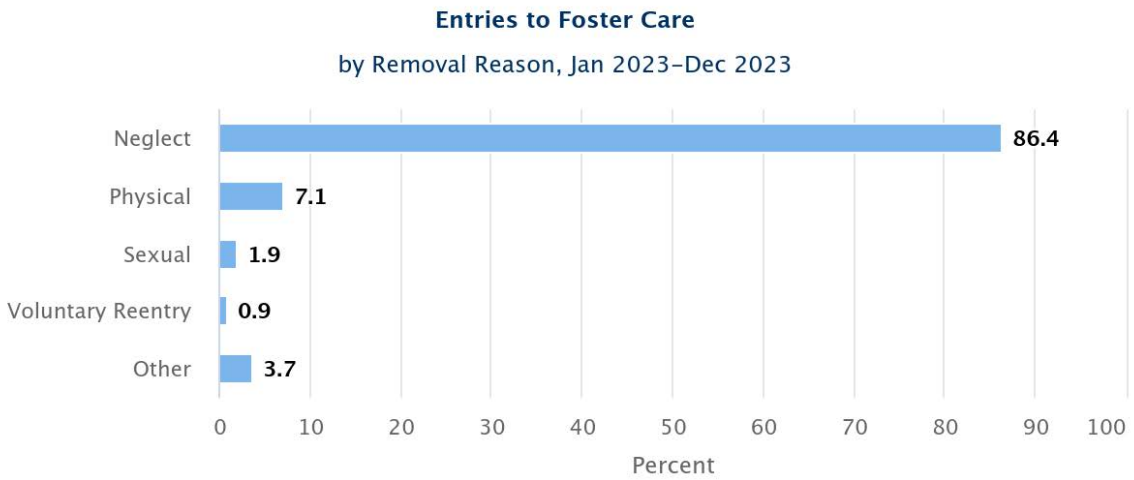
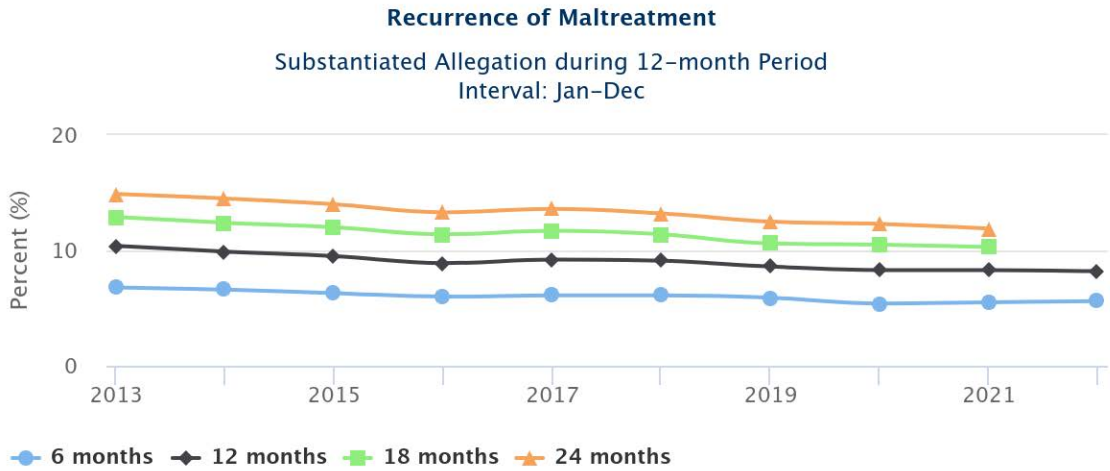
• Jan-Dec 2019 vs • Jan-Dec 2023



Child Maltreatment Substantiations by Ethnicity

• Jan-Dec 2019 vs • Jan-Dec 2023





Data Source: CWS/CMS 2023 Quarter 4 Extract.
 The suggested way to cite the above data is as follows:
 Webster, D., Lee, S., Dawson, W., Magruder, J., Exel, M., Cuccaro-Alamin, S., Putnam-Hornstein, E., Wiegmann, W., Saika, G., Courtney, M., Eastman, A.L., Hammond, I., Gomez, A., Gomez Hernandez, F., Sunaryo, E., Guo, S., Agarwal, A., Berwick, H., Hoerl, C., Yee, H., Gonzalez, A., Ensele, P., Nevin, J., & Guinan, B. (2024). CCWIP reports. Retrieved April 01, 2024, from University of California at Berkeley California Child Welfare Indicators Project website URL: <https://ccwip.berkeley.edu>